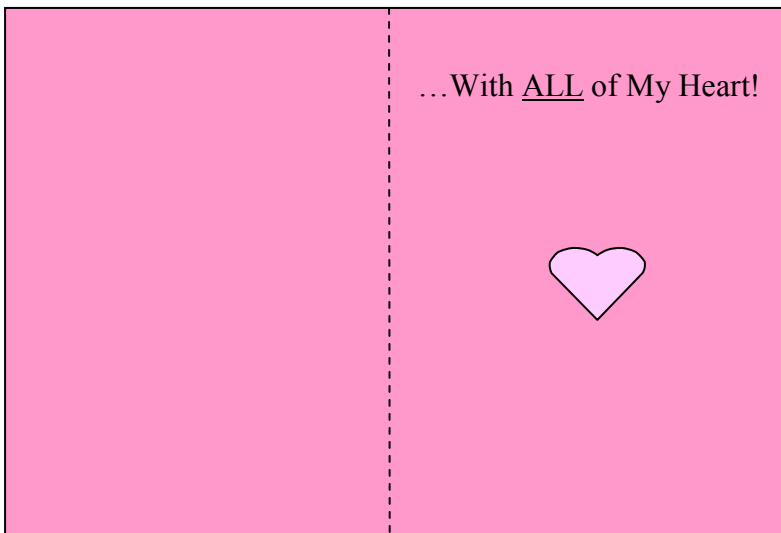



**With ALL of  
My Heart**

FRONT




INSIDE

**First LOVE**



FRONT



INSIDE

Craft:

**Paper Hearts**      *Traditional Valentines.*

Show the children how to fold paper in half and create a heart shape from construction paper. If necessary have a half-heart shape template to trace out Valentines. *See Templates available on attached sheet.*) Write on paper hearts "God Loves Me!" or "Jesus Loves Me!" or "I Love You" or "Be My Valentine!" Put names on Valentines. (*OPTION: Glue to paper dollies or onto larger pieces of construction paper.*) Send home with children to give to parents and loved ones.

**With All of my Heart**      *For those already adept at Valentines.*

Provide construction paper of various colors for the children, some cut in half sheets, some in quarter sheets. Give one half sheet and two quarter sheets, of different colors, to each child. From quarter sheets the children cut out two heart shapes, one slightly larger than the other. From the center of the smaller heart shape, cut out a tiny heart and reserve. Glue the two larger Valentines on top of each other. Fold the half sheet to create a card. On the front of the card glue the two larger Valentines and write "Valentine, I Love You..." On the inside of the card, glue the tiny heart and write "...With ALL of My Heart!"

**First Love**      *Simple and pretty.*

Start with two half sheets of different colored construction paper. Fold one piece in half and then fold ONE side of it in half again. Carefully cut out a heart from the center of the folded side of that sheet. Unfold the sheet. Glue the two half sheets on top of each other. The heart cutout will show the contrasting color beneath it. Fold the glued sheets in half at the midline to create your card. On the inside of the card, glue the heart you cut out. On the front of the card write "**We love because...**" and on the inside of the card write "**...He first loved us!**" (OR On the Front write "God loves us!" and on the Inside write "And we love Him back!")

Activity:

**Bible Memory Game**      *Very Active – Be Careful!*

On a sheet of paper write "We love because..." and on another sheet of paper write "...He first loved us." Put the papers up on two opposite walls. Make sure there is NOTHING in between the walls in that area. Put half the children on one side and half on the other side. Have all the children touch their wall. The children with the first part of the verse say their half loudly and then the other children respond with their half. Switch sides quickly!! Repeat!!

**Tamer Game Version** – have a small group start on one side; say half of the verse, and then move to the other side, by hopping or skipping, where they say other half of verse. REPEAT as needed.

**Paper Hearts**

Fold shapes in half to cut templates.

